


BATS Laser Weapon Diagnostics Suite



**Confidence is key.
Laser weapon beam diagnostics is our mission.**

Build warfighter confidence through increased HEL system repetitions.

- Rapid assessment of laser weapon system performance with near real-time diagnostic feedback on the range.
- Survivable system, able to take multiple high power, high peak irradiance shots to diagnose laser weapon system health and performance.

Versatile diagnostics suite able to be employed for multiple use cases.

- Dynamically deployable with platform agnostic mounting configurations.
- Able to provide diagnostic data via radio data link, direct fiber connection, or through onboard data recording.

Proven diagnostics that is easy to deploy.

- BATS systems have been engaged thousands of times at different laser weapon power and peak irradiance levels.
- The BATS system is packable and transportable in a small Pelican case.
- Basic BATS system and software training is simple and can take just a couple hours.

Easy to use HEL diagnostics

Proven in both static and dynamic uses

Our Big Area Target System target form factor delivers simple, reusable, HEL beam diagnostic capability to the user. This easy to transport unit may be used in both static or dynamic HEL diagnostics through direct measurement of a HEL beam.

Whether measuring HEL performance on a brand-new HEL system or checking the performance of a deployed HEL system BATS targets are ready to meet your HEL diagnostics needs.

GUI Display
For near real time laser spot viewing



SLIM 8 Setup

1. Install SemQuest GUI software.
2. Install target specific configuration file.
3. Setup target or integrate target to platform.
4. Ensure BATS system auto connects to GUI.
5. Configure shot file save location.
6. View live feed.
7. Initiate save shot prior to 'beam on' command.
8. Process data more in depth after the test.



SemQuest.com

©2024 SemQuest Inc.

This document does not contain "Technical Data" as defined under the International Traffic in Arms Regulations (ITAR) (22 C.F.R. 120-130) or "Technology" within the definition of the Export Administration Regulations (EAR) (15 C.F.R. Parts 740-774) amended under the authority of the International Emergency Economic Powers Act. EAR99 Applicable.

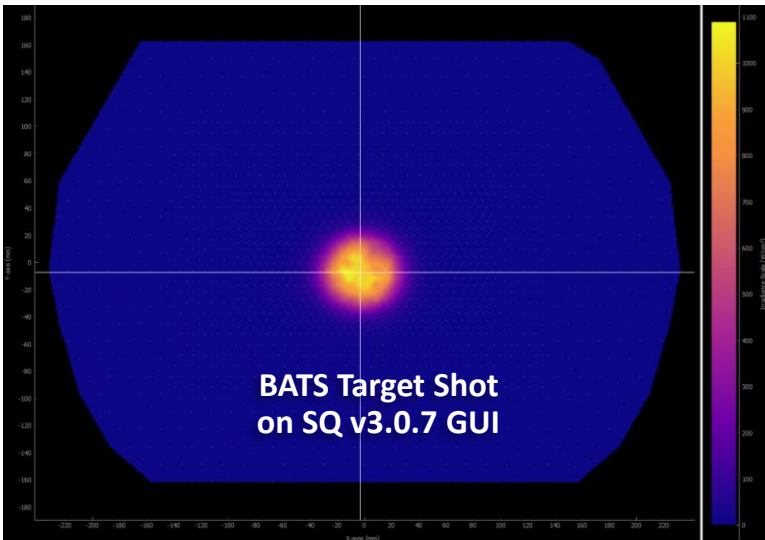
BATS Target Integrated onto a Broadsword UAS



The SemQuest GUI software provides a near real time Quicklook display which can be used to provide laser diagnostics and assess laser lethality.

Specifications (BATS SWAP)

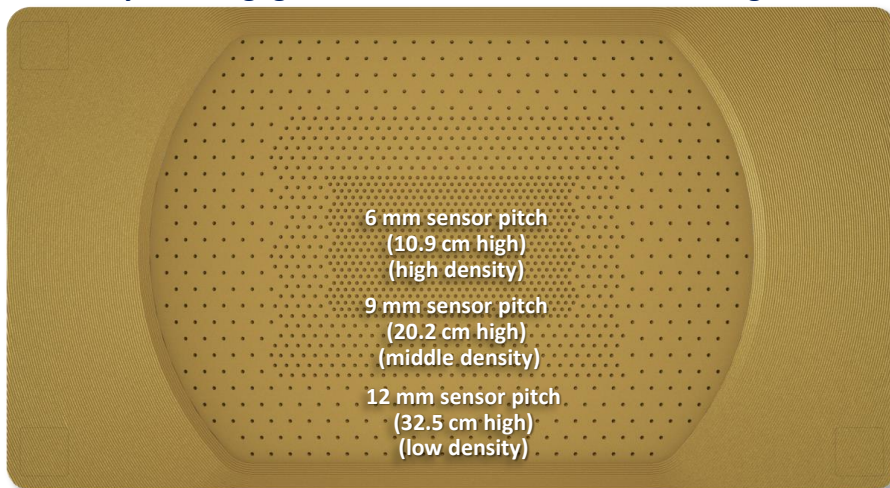
System Name (sensor pitch)	BATS (6, 9, & 12 mm)
System Dimensions L x W x H	27.25' x 2' x 15'
System Weight (aluminum frame)	11.5 kg (25.4 lbs)
Power Consumption	
Ethernet Data Setup	15 Watts
Radio Data Setup	39 Watts
Radio Data & NESB Power Setup	159 Watts



Specifications (BATS Sensor Info)

System Name (sensor pitch)	BATS (6, 9, & 12 mm)
Number of Sensors	1,644
Peak Irradiance Record (kW/cm ²)	22.6
Peak Beam Fluence Record (kJ/cm ²)	452.9

BATS System Engagement Area and Sensor Pitch Configurations



6, 9, & 12 mm Pitch ~1,640 Sensors

Acknowledgement: This material is based upon work supported by the U.S. Army Program Executive Office, Simulation, Training and Instrumentation (PEO STRI), Test Resource Management Center (TRMC) Test and Evaluation/Science & Technology (T&E/S&T) Program. These projects are funded by the T&E/S&T Program through the U.S. Army Program Executive Office for Simulation, Training and Instrumentation (PEO STRI) Instrumentation Management Office (IMO).

Disclaimer: Any opinions, findings and conclusions or recommendations expressed in this material are those of the author(s) and do not necessarily reflect the views of the Test Resource Management Center (TRMC) Test and Evaluation/Science & Technology (T&E/S&T) Program and/or the Program Executive Office for Simulation, Training & Instrumentation (PEO STRI).